

CEILING SYSTEMS
CURVED

1010 series

WINGS

A multi-dimensional ceiling profile. Can be used on walls & high levels. Light weight and fully demountable. An acoustic pad can added to improved acoustic performance. Offered in a wide range of sizes, colors & finishes.

FEATURES

MATERIAL

Aluminum Alloy as per EN AW 3000 or 5000 series.

THICKNESS

Aluminum (mm)
0.7 to 1.0

+ Custom thickness are available upon request

SURFACE FINISH

Plain
Perforated

SIZE

WIDTH (mm): 600

LENGTH (mm): Up to 2000

+ Custom sizes are available upon request

COATING

Polyester Coating: (5μ (Back) + 20μ (Face))

Polyester Powder Coating: (70μ - 80μ)


+ High Performance Coatings like PESDF, PVDF and POLYAMIDE are available upon request.

INSULATION

Acoustic Black Fleece is non-flammable and meets the standard DIN 4102 / B1. Classification A1 according to EN 13501-1.

Rockwool slabs conforming to ASTM C612 and equivalent BS 3958-5 are provided for acoustic insulation.

COLORS



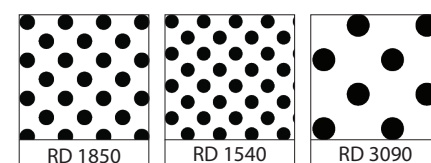
SPECIAL FINISHES



+ See www.rammetal.com for additional colors & special finishes available

+ Special finishes can be provided in lamination, sublimation or coil coating process.

PERFORATION PATTERNS



+ See www.rammetal.com for all available pattern options

DATA / PERFORMANCE



ACOUSTICS

Tested as per BS EN ISO 354: 2003 for sound absorption, noise reduction and sound attenuation.

NRC achieved with Acoustic Black fleece – NRC 0.75

NRC achieved with Acoustic Black Fleece and Rockwool Insulation – NRC 1.00

Tested as per ASTM E1414-11a for Airborne Sound Attenuation as per ISO 10848-2.

CAC can achieved up to – 48 dB

Perforated & Sound Attenuation cover



ANTI BACTERIAL COATING

Tested as per JIS Z 2801: 2000, which inhibits the growth of bacteria on the applied surface.



LIGHT REFLECTANCE (LR)

Achieved by the metal ceiling is LR – 0.85-0.96 tested as per ASTM E 1477.



FIRE PERFORMANCE

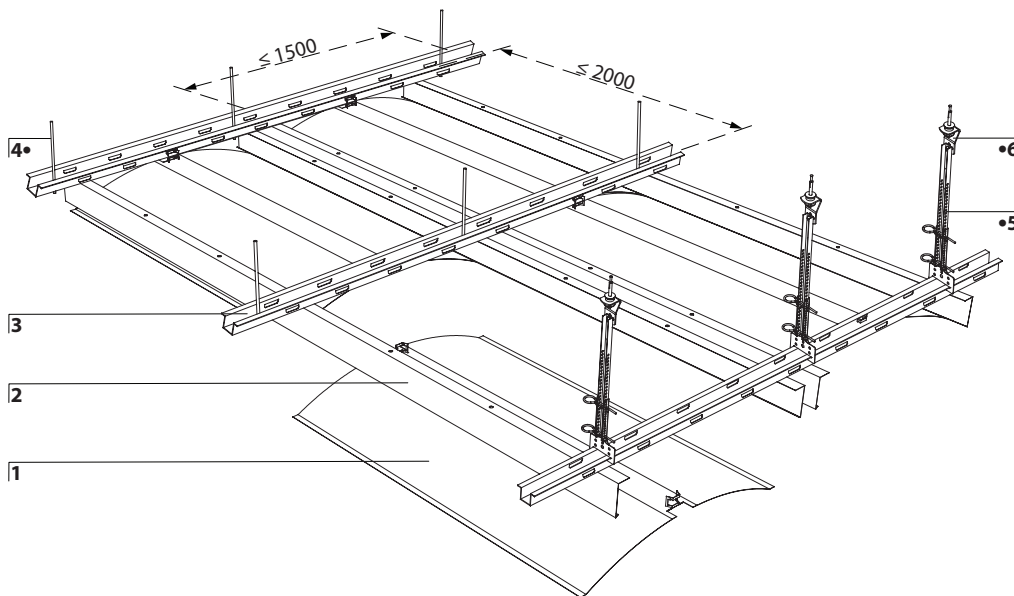
Surface Spread of flame Class 1 tested as per BS 476: Part 7: 1997

“Non-Combustible” Material tested as per BS 476: Part4: 1970

Flame Spread and Smoke Development Index tested as per ASTM E84 (Class 1 or A)

RAM 1011 WINGS

ISOMETRIC DETAIL



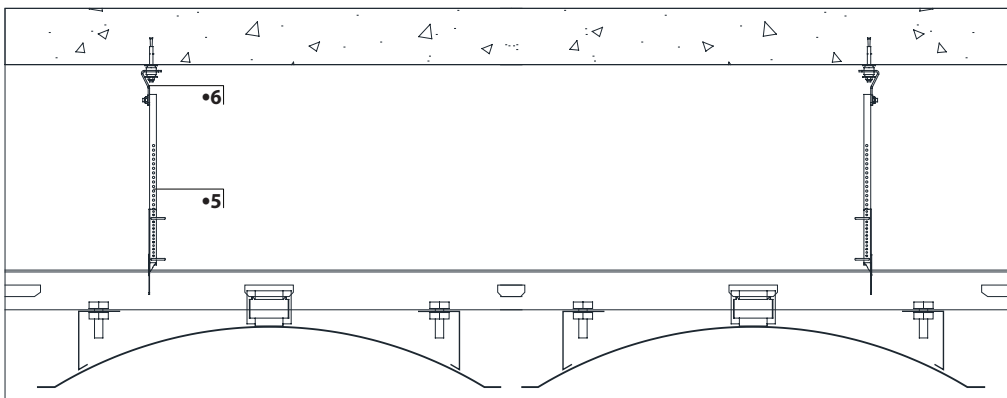
COMPONENTS

- 1 Panel
- 2 Inverted L Bracket
- 3 Main Carrier
- 4 Threaded Rod •
- 5 Rigid Hanging System •
- 6 Anti-Vibration Clip •

• Optional

Custom sizes can be offered

OPTIONAL HANGING SOLUTIONS



PANEL JOINT DETAIL

