

CEILING SYSTEMS
MODULAR

220 series

LAY-IN/LAY-ON

Lay-In type T-Grid ceiling designed for internal application. Modular ceiling laid-in/on to a T-Grid (15mm/24mm) with exposed suspension system & revealed / non revealed / flush panel edges. Lift upwards out from grid to gain ceiling void access. Offered in a wide range of sizes, colors & finishes.

FEATURES

MATERIAL

Aluminum Alloy as per EN AW 3000 or 5000 series.

Zinc Plated Galvanized Steel G90 grade.

THICKNESS

Aluminum: 0.5mm to 1.0mm

Galvanized Steel: 0.5mm to 0.8mm

+ Custom thickness are available upon request

SURFACE FINISH

Plain
Perforated
Decorative Patterns

COATING

Polyester Coating: ((5 μ (Back) + 20 μ (Face))

Polyester Powder Coating: (70 μ -80 μ)





+ High Performance Coatings like PESDF, PVDF and POLYAMIDE are available upon request.

INSULATION

Acoustic Black Fleece is non-flammable and meets the standard DIN 4102 / B1. Classification A1 according to EN 13501-1.

Rockwool slabs conforming to ASTM C612 and equivalent BS 3958-5 are provided for acoustic insulation.

COLORS

			
RAL 9003	RAL 9010	RAL 9016	RAL 9006




SPECIAL FINISHES

			
Red Oak	Natural	Mirror	Brush

+ See www.rammetal.com for additional colors & special finishes available

+ Special finishes can be provided in lamination, sublimation or coil coating process.

PERFORATION PATTERNS

		
RD 1850	RD 1540	RD 3090

+ See www.rammetal.com for all available pattern options

SIZES (mm)

Panel width	RAM 221	RAM 222	RAM 223
300 X 600	•		•
300 X 1200	•		•
600 X 600	•	•	•
600 X 1200	•		•
600 X 1800	•		•
1200 X 1200	•		•

+ Custom Sizes available upon request

DATA / PERFORMANCE



ACOUSTICS

Tested as per BS EN ISO 354: 2003 for sound absorption, noise reduction and sound attenuation.

NRC achieved with Acoustic Black fleece – NRC 0.75

NRC achieved with Acoustic Black Fleece and Rockwool Insulation – NRC 1.00

Tested as per ASTM E1414-11a for Airborne Sound Attenuation as per ISO 10848-2.

CAC can achieved up to – 48 dB

Perforated & Sound Attenuation cover



ANTI BACTERIAL COATING

Tested as per JIS Z 2801: 2000, which inhibits the growth of bacteria on the applied surface.



LIGHT REFLECTANCE (LR)

Achieved by the metal ceiling is LR – 0.85-0.96 tested as per ASTM E 1477.



FIRE PERFORMANCE

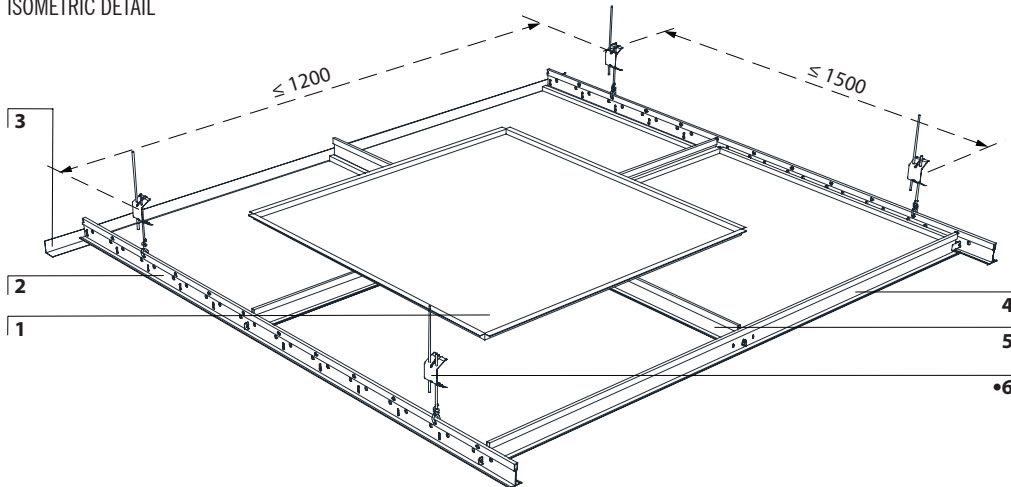
Surface Spread of flame Class 1 tested as per BS 476: Part 7: 1997

“Non-Combustible” Material tested as per BS 476: Part4: 1970

Flame Spread and Smoke Development Index tested as per ASTM E84 (Class 1 or A)

RAM 221 LAY-IN RAM 222 GT15 RAM 223 LAY-ON

ISOMETRIC DETAIL



COMPONENTS

- 1 Panel
- 2 Main Carrier
- 3 Wall Trim
- 4 Primary Cross Tee 1200
- 5 Secondary Cross Tee 600
- 6 Adjustment Clip •
- 7 DS Bracket •
- 8 Threaded Rod •
- 9 Anti-Vibration Clip (TR) •
- 10 Wedge •

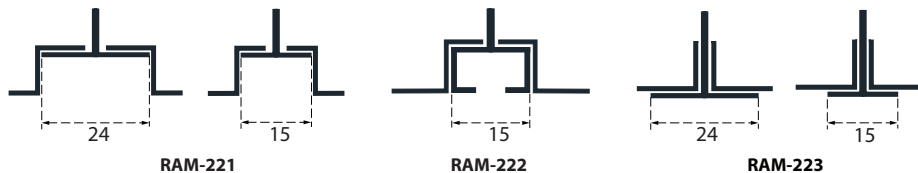


Luminous Panel •

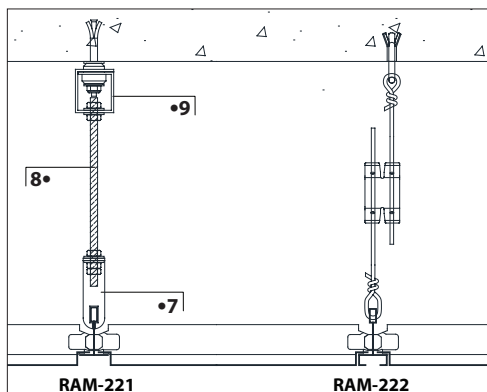
• Optional

Custom sizes can be offered

PANEL-CARRIER JOINT DETAILS



OPTIONAL HANGING SOLUTIONS



PERIMETER OPTIONS

